

## RESULTS FOR NORTHERN IRELAND

Number of SHO posts filled by Psychiatric Trainees Male	Number of SHO posts filled by Psychiatric Trainees Female	Number of SHO posts filled by Other trainees - Male	Number of SHO posts filled by Other trainees - Female
34	27.5	11	5
61.5		16	

Number of established SAS/NCCG	Substantive appointments filled by males	Substantive appointments filled by females	Doctors in a substantive appointment with a CCST - Male	Doctors in a substantive appointment with a CCST - Female	Vacancies filled by locums - males	Vacancies filled by locums - females	Locums who have a CCST - male	Locums who have a CCST - female
21.8	9	9.8	0	1	0	0	0	0
	18.8		1		0		0	

## RESULTS FOR NORTHERN IRELAND

	Number of consultant posts	Number filled by substantive consultant appointments - male	Number filled by substantive consultant appointments - female	Number of full time posts - male	Number of full time posts - female	How many recruited through IFS/GRC or MPS - male	How many recruited through IFS/GRC or MPS - female
GA	48.5	23.5	19	24.5	14	0	0
OA	16.2	7.5	7.7	5.5	5	0	0
CA	12	4	4	4	4	0	0
LD	10	4	6	4	5	0	0
FOR	1.25	1.25	0	1	0	0	0
PTH	2	2	0	1	0	0	0
SM	4.5	2.5	1	2.5	1	0	0
RHB	2	1	1	0	0	0	0
LIA	1	0	1	0	0	0	0
AC	2	2	0	0	0	0	0
MAN	4	4	0	0	0	0	0
OTH	0	0	0	0	0	0	0
ALL	103.45	51.75	39.7	42.5	29	0	0
		91.45		71.5		0	

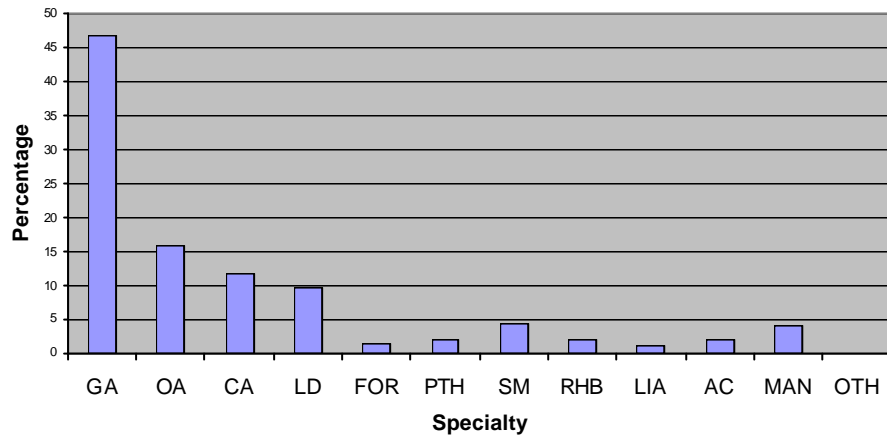
	Number of established consultant posts filled by locums - male	Number of established consultant posts filled by locums - female	How many full-time - male	How many full-time - female	How many locums are on SR - male	How many locums are on SR - female	How many locums have CCST but are not on SR - male	How many locums have CCST but are not on SR - female
GA	5	1	4	0	1	0	0	0
OA	1	0	1	0	0	0	0	0
CA	1.5	0.5	1	0	0.5	0.5	1	0
LD	0	0	0	0	0	0	0	0
FOR	0	0	0	0	0	0	0	0
PTH	0	0	0	0	0	0	0	0
SM	1	0	1	0	0	0	0	0
RHB	0	0	0	0	0	0	0	0
LIA	0	0	0	0	0	0	0	0
AC	0	0	0	0	0	0	0	0
MAN	0	0	0	0	0	0	0	0
OTH	0	0	0	0	0	0	0	0
ALL	8.5	1.5	7	0	1.5	0.5	1	0
	10		7		2		1	

## RESULTS FOR NORTHERN IRELAND

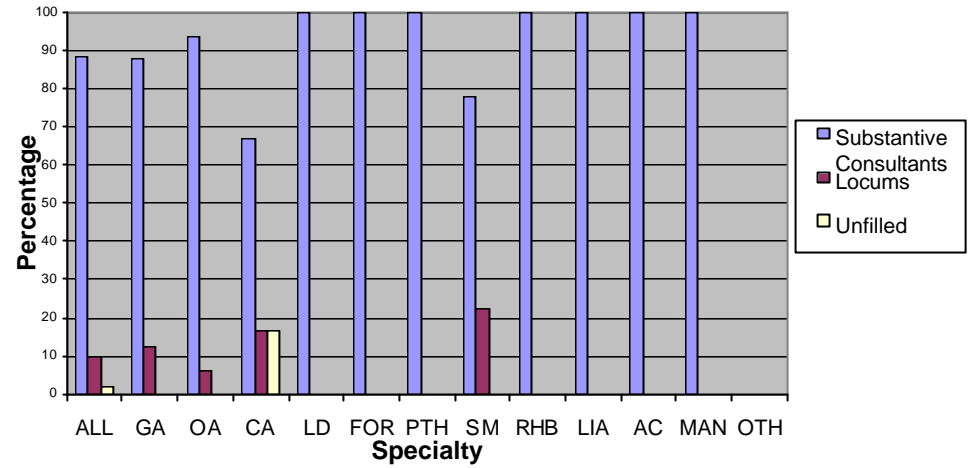
	Number of Consultants expected to retire in next 12 months - male	Number of Consultants expected to retire in next 12 months - female	Number expected to leave for other reasons - male	Number expected to leave for other reasons - female
GA	1	0	0	2
OA	0	0	0	0
CA	1	0	0	1
LD	0	1	0	0
FOR	0	0	0	0
PTH	0	0	0	0
SM	0	0	0	0
RHB	0	0	0	0
LIA	0	0	0	0
AC	0	0	0	0
MAN	0	0	0	0
OTH	0	0	0	0
ALL	2	1	0	3
	3		3	

	Total posts filled by either consultants or locums	Total posts filled by either consultants or locums male	Total posts filled by either consultants or locums - female	Total posts unfilled
GA	48.5	28.5	20	0
OA	16.2	8.5	7.7	0
CA	10	5.5	4.5	2
LD	10	4	6	0
FOR	1.25	1.25	0	0
PTH	2	2	0	0
SM	4.5	3.5	1	0
RHB	2	1	1	0
LIA	1	0	1	0
AC	2	2	0	0
MAN	4	4	0	0
OTH	0	0	0	0
ALL	101.45	60.25	41.2	2

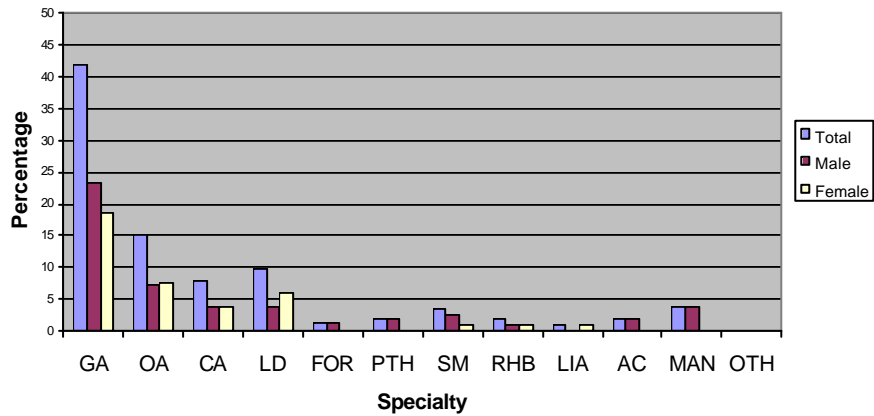
How Consultant posts are divided between specialties both filled and unfilled - NI



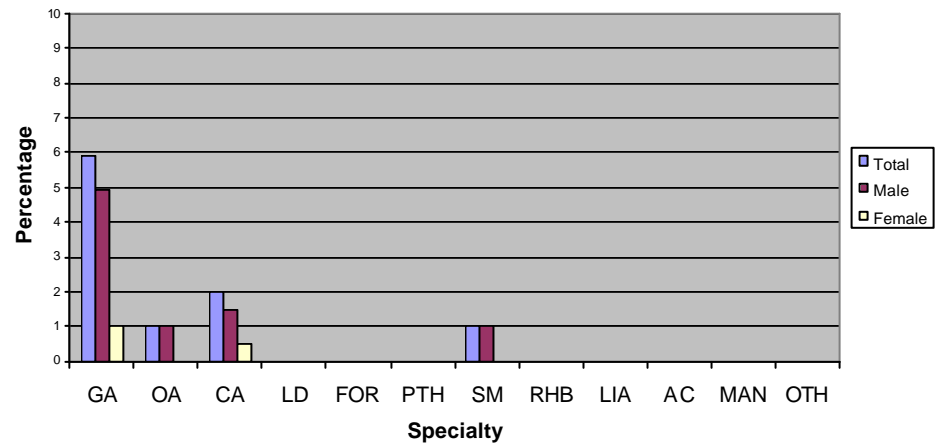
How the Consultant posts are filled within each specialty - NI



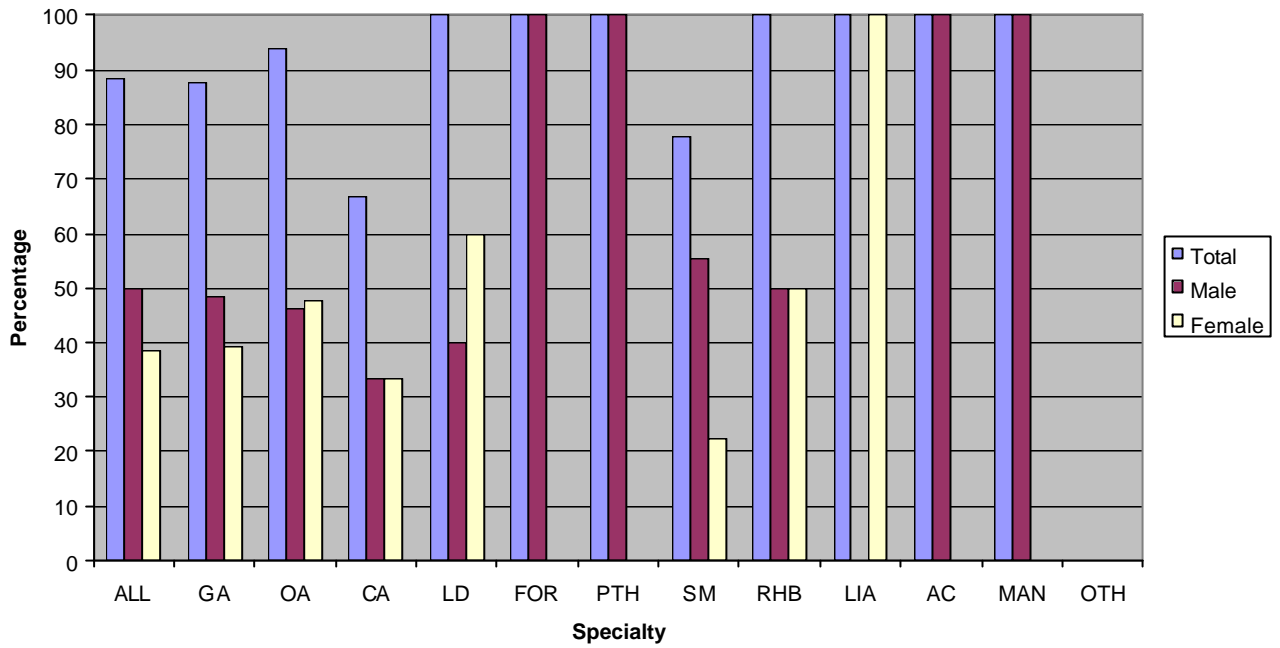
Percentage of all Consultant posts filled by substantive Consultants - NI



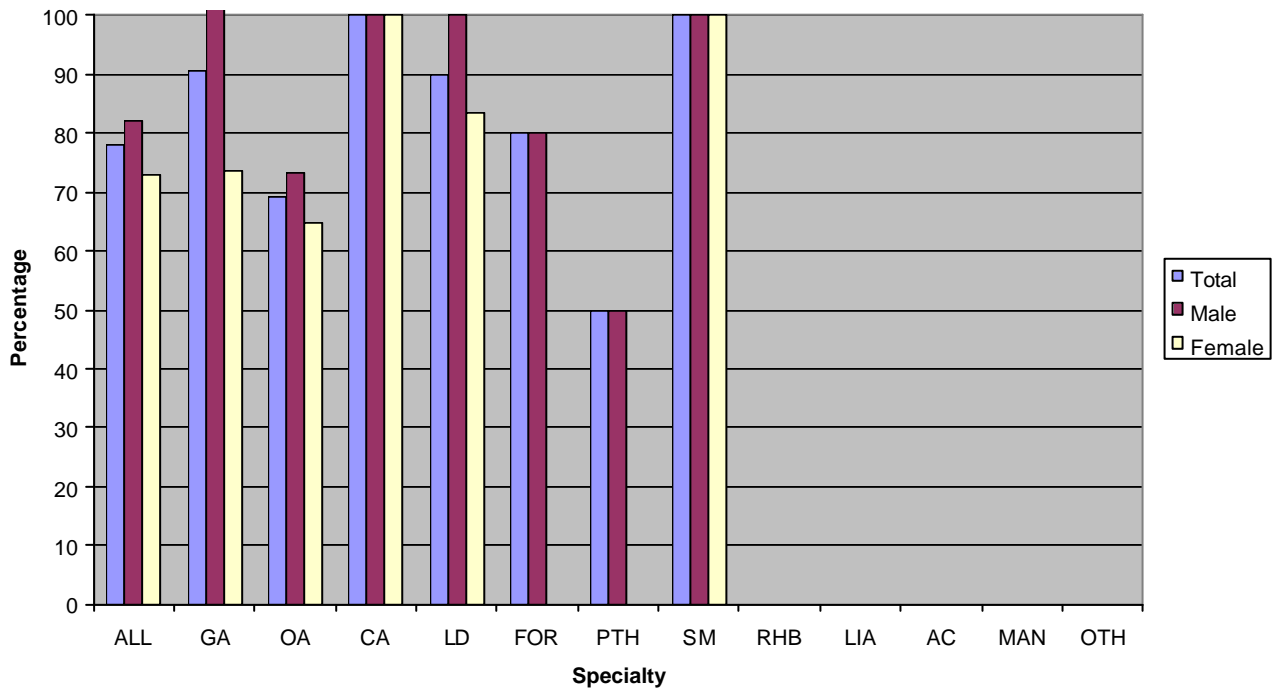
Percentage of all Consultant posts filled by Locums - NI



Percentage of Consultant posts in each specialty filled by substantive Consultants - NI

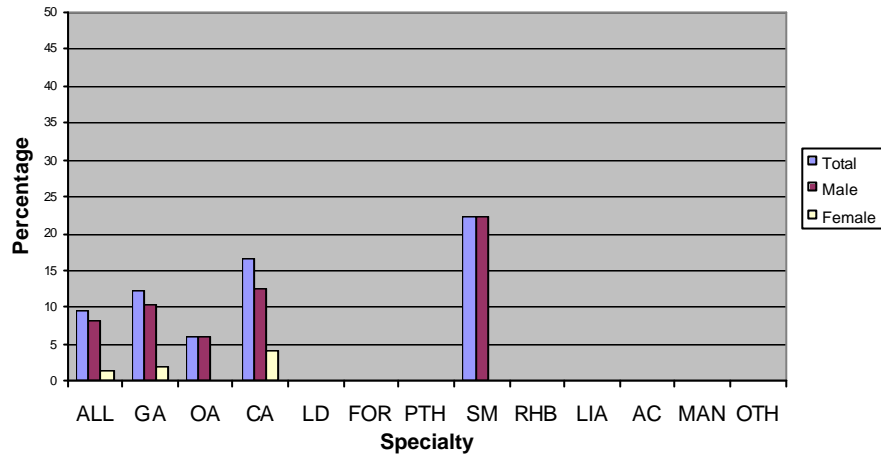


Percentage of substantive Consultant posts in each specialty which are full-time - NI

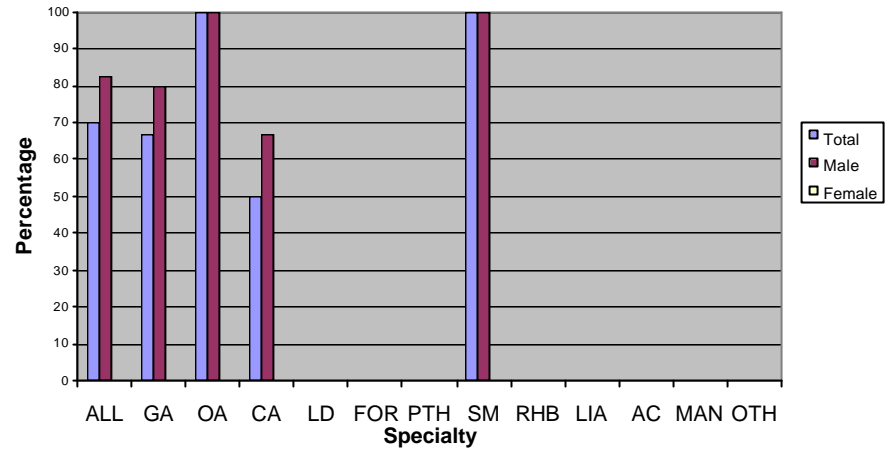




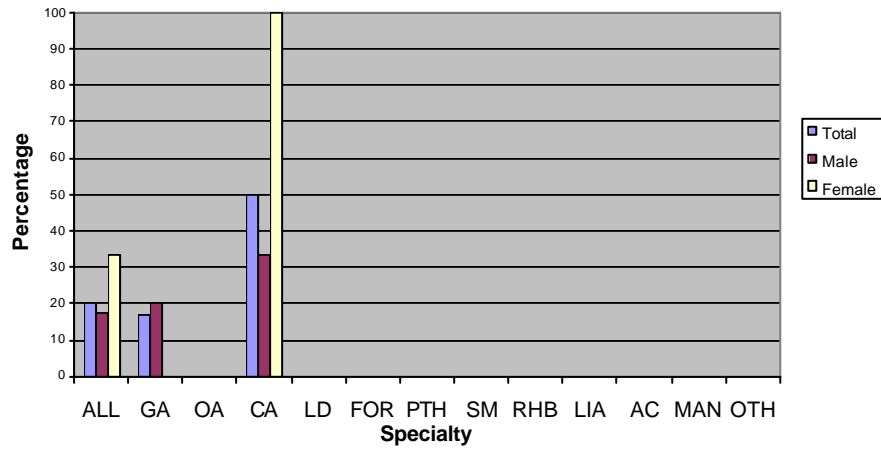
Percentage of Consultant posts in each specialty filled by Locums - NI



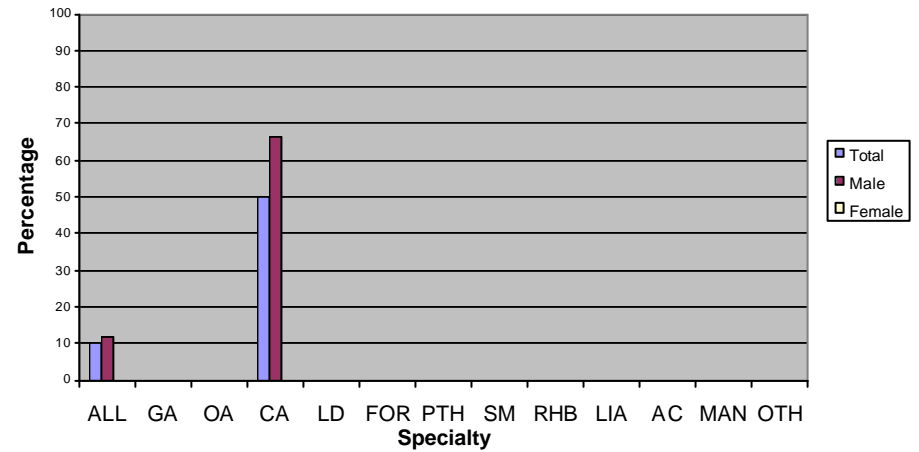
Percentage of Locums in each specialty which are full-time - NI



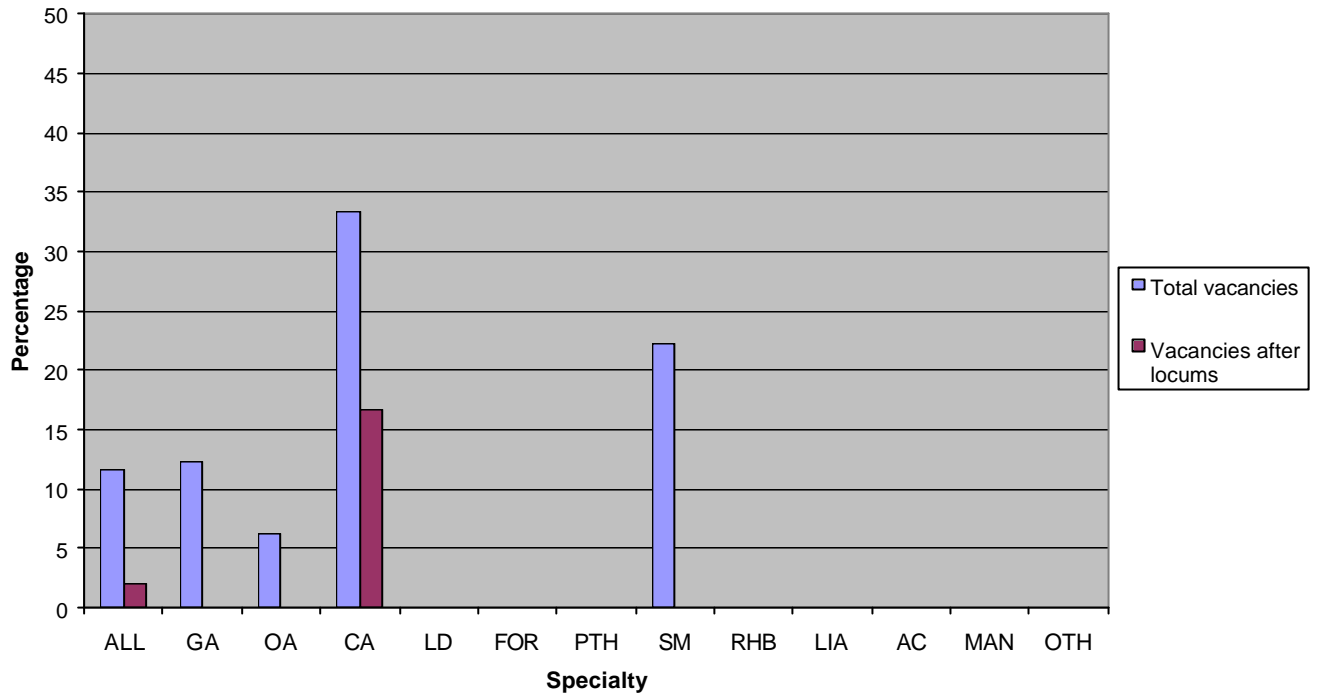
Percentage of Locums in Consultant posts in each specialty who are on the Specialist Register - NI



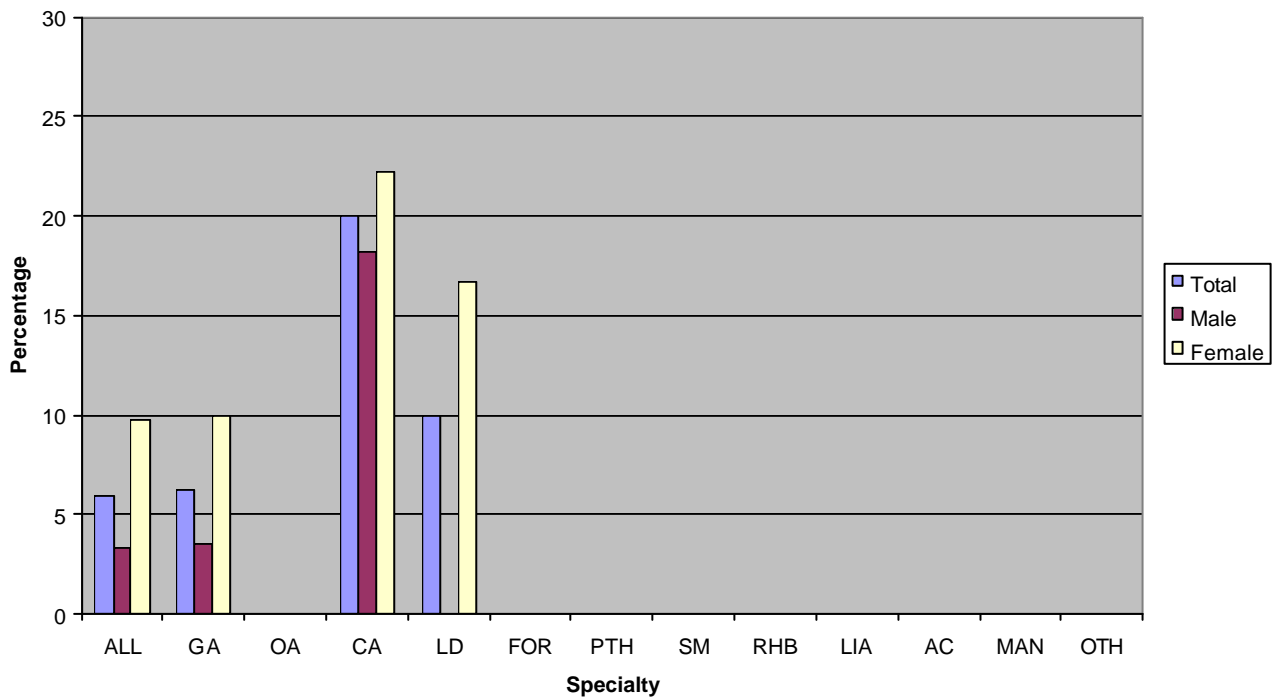
Percentage of Locums in Consultant posts in each specialty who have a CCST but are not on the Specialist Register - NI



Percentage of vacancies in each specialty - NI



Percentage of doctors expected to retire or leave from posts which are filled - NI





## RESULTS FOR WALES

Number of SHO posts filled by Psychiatric Trainees Male	Number of SHO posts filled by Psychiatric Trainees Female	Number of SHO posts filled by Other trainees - Male	Number of SHO posts filled by Other trainees - Female
41	23	9	12
64		21	

Number of established SAS/NCCG	Substantive appointments filled by males	Substantive appointments filled by females	Doctors in a substantive appointment with a CCST - Male	Doctors in a substantive appointment with a CCST - Female	Vacancies filled by locums - males	Vacancies filled by locums - females	Locums who have a CCST - male	Locums who have a CCST - female
66	33	19	0	4	5	1	0	0
	52		4		6		0	

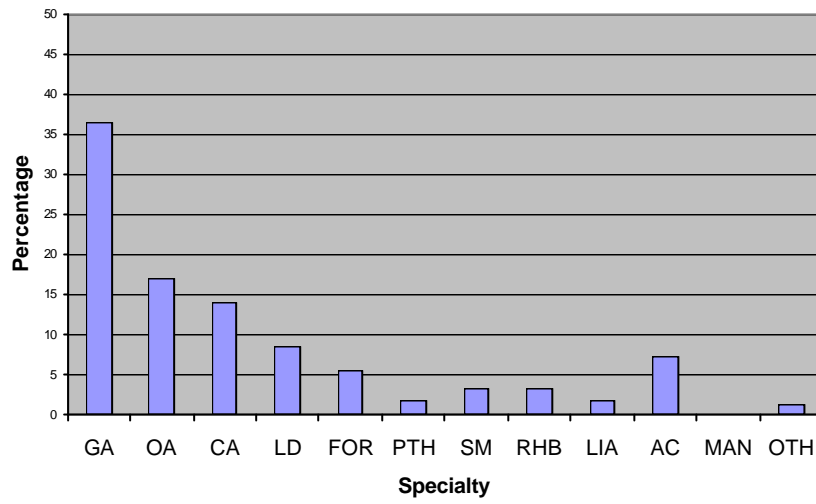
	Number of consultant posts	Number filled by substantive consultant appointments - male	Number filled by substantive consultant appointments - female	Number of full time posts - male	Number of full time posts - female	How many recruited through IFS/GRC or MPS - male	How many recruited through IFS/GRC or MPS - female
GA	65.2	29.6	20.1	28	12	0	0
OA	30.3	15	5.3	15	5.3	0	0
CA	25	9	11.6	9	10	0	0
LD	15	7	5	7	3	0	0
FOR	10	5	4	5	3	0	0
PTH	3.2	2	1.2	0	0	0	0
SM	6	3	2	3	2	0	0
RHB	5.7	2.5	2	1	1.8	0	0
LIA	3.2	1.2	1	1	0	0	0
AC	13	11	1	11	1	0	0
MAN	0	0	0	0	0	0	0
OTH	2	1	0	0.6	0	0	0
ALL	178.6	86.3	53.2	80.6	38.1	0	0
		139.5		118.7		0	

	Number of established consultant posts filled by locums - male	Number of established consultant posts filled by locums - female	How many full-time - male	How many full-time - female	How many locums are on SR - male	How many locums are on SR - female	How many locums have CCST but are not on SR - male	How many locums have CCST but are not on SR - female
GA	10.4	3	9.2	2.2	6	2	0	0
OA	8	0	8	0	1	0	0	0
CA	2	0	2	0	1	0	0	0
LD	3	0	2	0	0	0	0	0
FOR	1	0	1	0	0	0	0	0
PTH	0	0	0	0	0	0	0	0
SM	1	0	1	0	0	0	0	0
RHB	1.2	0	0	0	1.2	0	0	0
LIA	1	0	1	0	1	0	1	0
AC	1	0	1	0	1	0	0	0
MAN	0	0	0	0	0	0	0	0
OTH	1	0	0.6	0	0	0	0	0
ALL	29.6	3	25.8	2.2	11.2	2	1	0
	32.6		28		13.2		1	

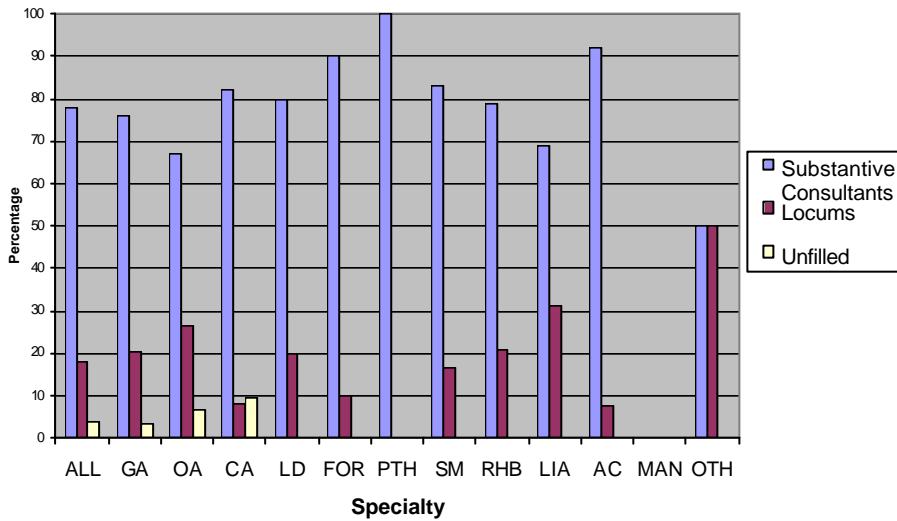
	Number of Consultants expected to retire in next 12 months - male	Number of Consultants expected to retire in next 12 months - female	Number expected to leave for other reasons - male	Number expected to leave for other reasons - female
GA	0	2	0	2.6
OA	0	0	4	0
CA	0	0	1	0
LD	0	1	0	0
FOR	0	0	0	0
PTH	0	0	0	0
SM	0	0	1	0
RHB	0	0	0	0
LIA	0	0	0	0
AC	0	0	0	0
MAN	0	0	0	0
OTH	0	0	0	0
ALL	0	3	6	2.6
	3		8.6	

	Total posts filled by either consultants or locums	Total posts filled by either consultants or locums male	Total posts filled by either consultants or locums - female	Total posts unfilled
GA	63.1	40	23.1	2.1
OA	28.3	23	5.3	2
CA	22.6	11	11.6	2.4
LD	15	10	5	0
FOR	10	6	4	0
PTH	3.2	2	1.2	0
SM	6	4	2	0
RHB	5.7	3.7	2	0
LIA	3.2	2.2	1	0
AC	13	12	1	0
MAN	0	0	0	0
OTH	2	2	0	0
	172.1	115.9	56.2	6.5

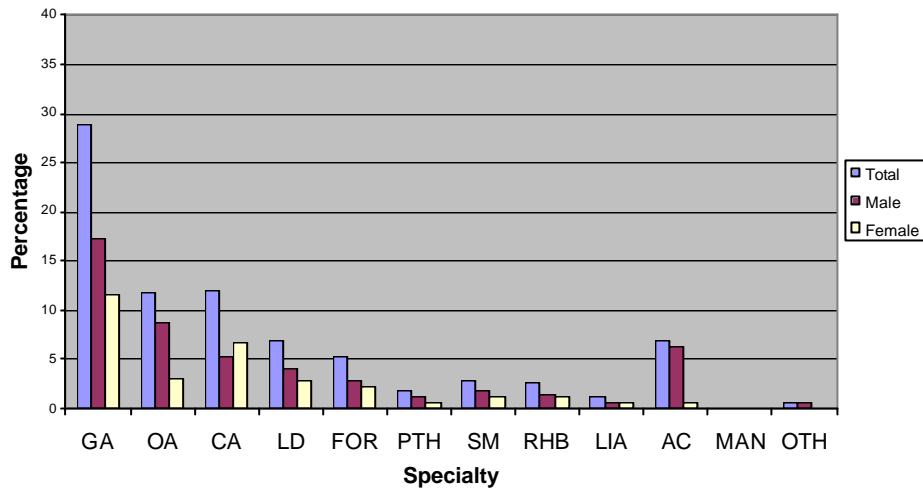
**How Consultant posts are divided between specialties both filled and unfilled - Wales**



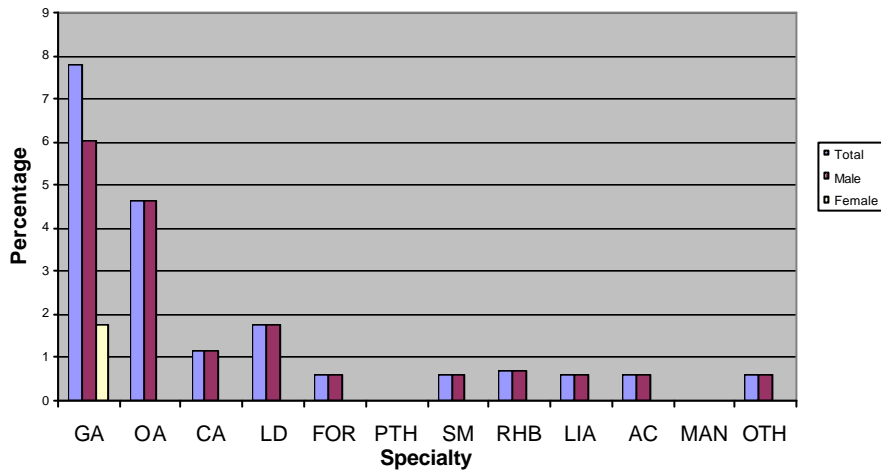
**How the Consultant posts are filled within each specialty - Wales**



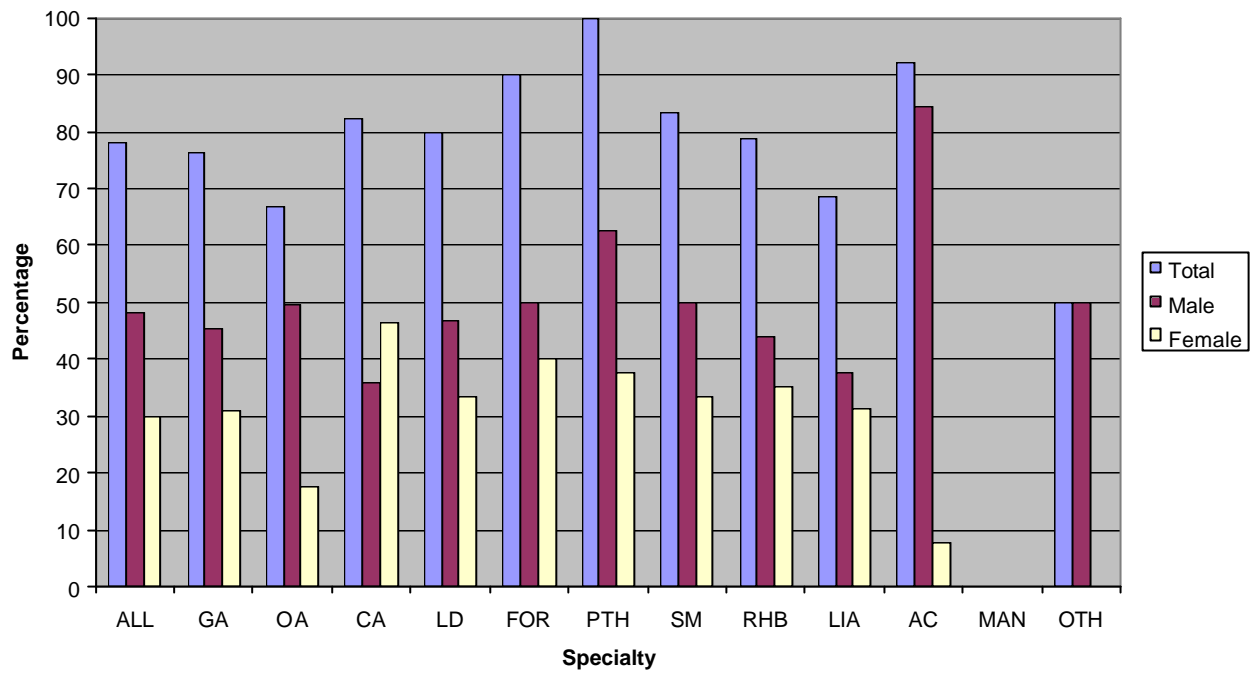
Percentage of all Consultant posts filled by substantive Consultants - Wales



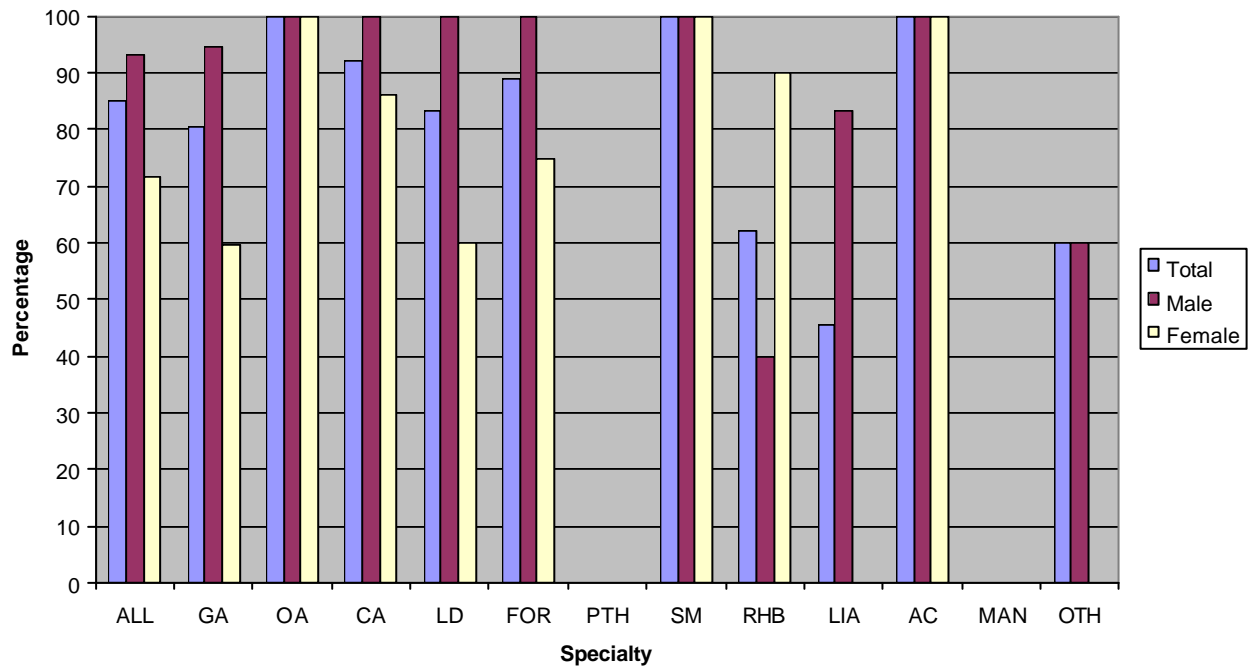
Percentage of all Consultant posts filled by Locums - Wales



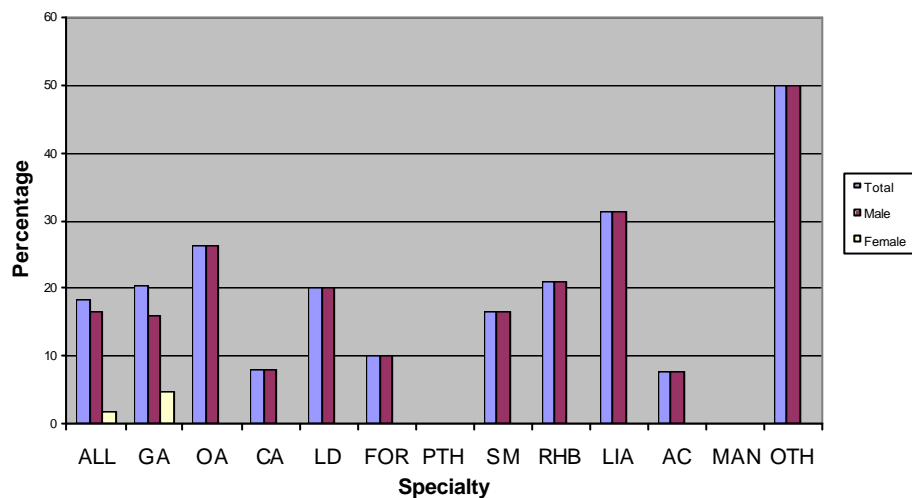
Percentage of Consultant posts in each specialty filled by substantive Consultants - Wales



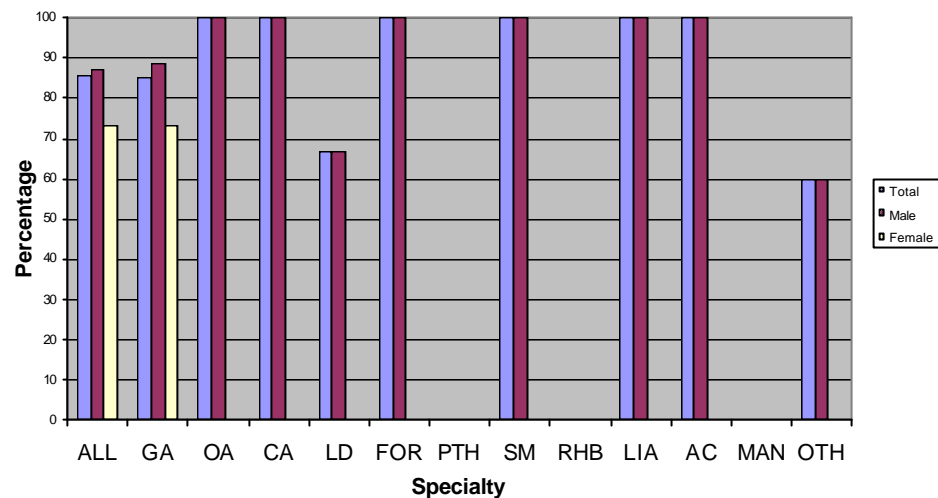
Percentage of substantive Consultant posts in each specialty which are full-time - Wales



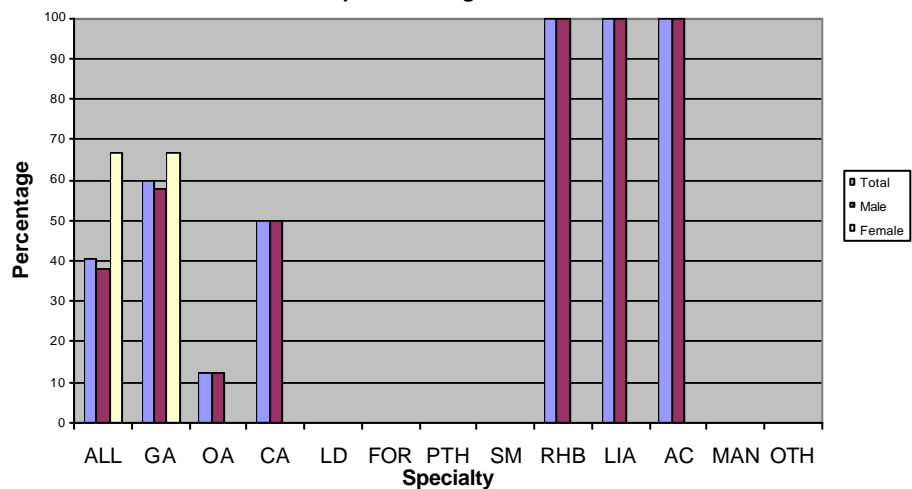
Percentage of Consultant posts in each specialty filled by Locums - Wales



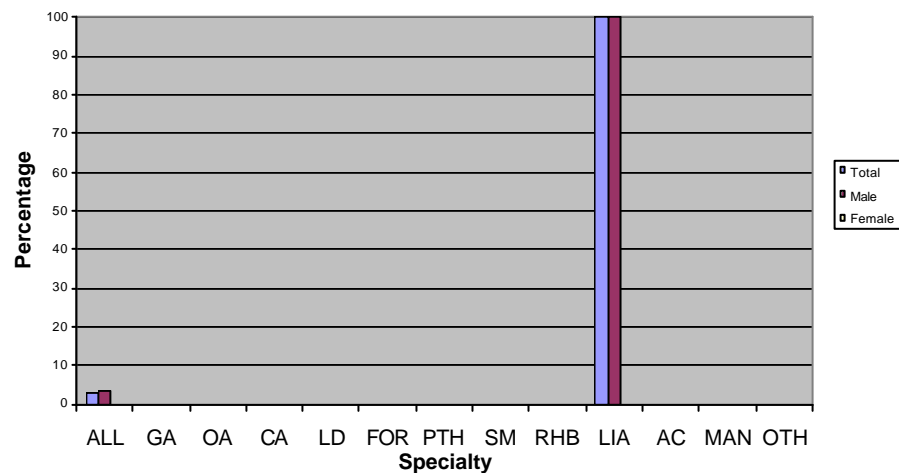
Percentage of Locum posts in each specialty which are full-time - Wales



Percentage of Locums in Consultant posts in each specialty who are on the Specialist Register - Wales



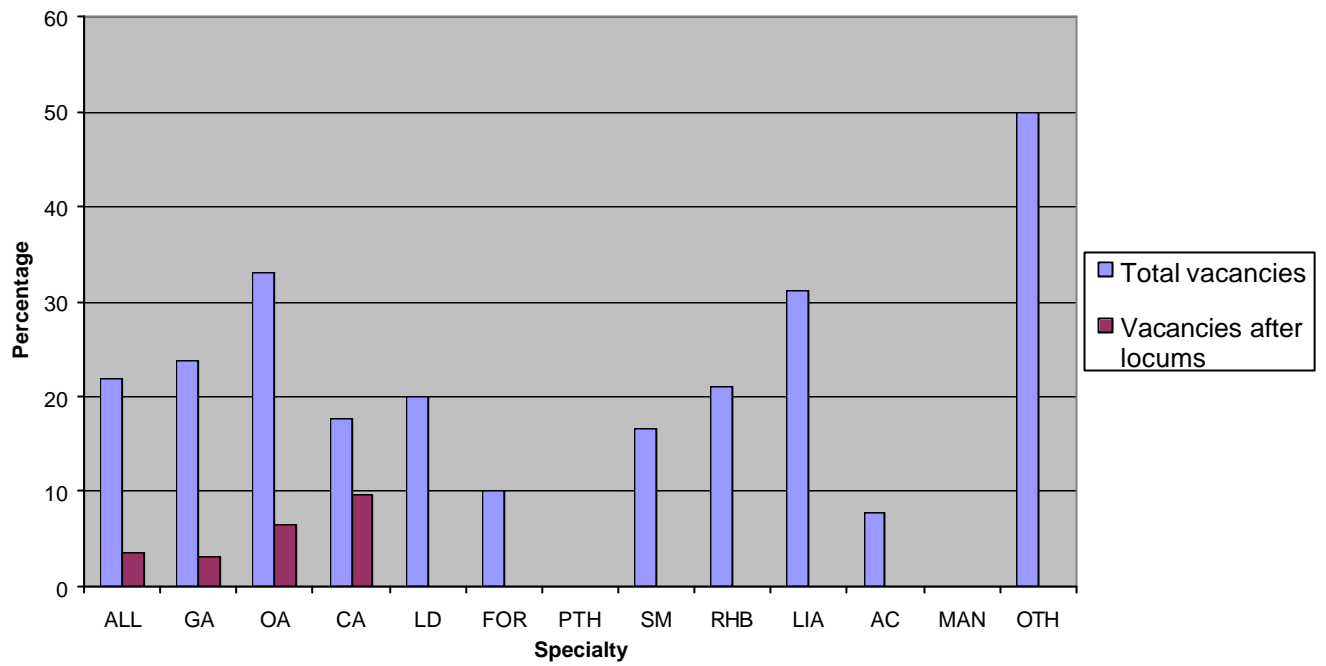
Percentage of Locums in Consultant posts in each specialty who have a CCST but are not on the Specialist Register - Wales



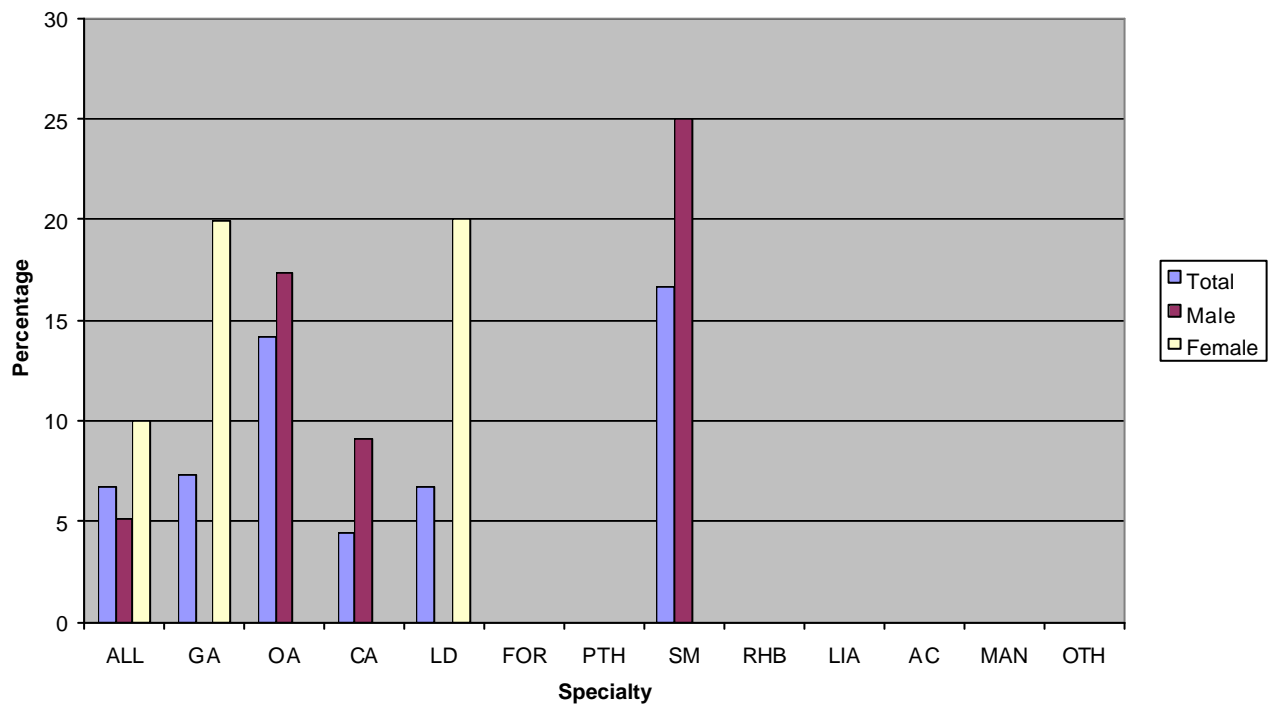




Percentage of vacancies in each specialty - Wales



Percentage of doctors expected to retire or leave from posts which are filled - Wales



## RESULTS FOR ENGLAND

Number of SHO posts filled by Psychiatric Trainees Male	Number of SHO posts filled by Psychiatric Trainees Female	Number of SHO posts filled by Other trainees - Male	Number of SHO posts filled by Other trainees - Female
832.8	512.3	127.5	139
1345.1		266.5	

Number of established SAS/NCCG	Substantive appointments filled by males	Substantive appointments filled by females	Doctors in a substantive appointment with a CCST - Male	Doctors in a substantive appointment with a CCST - Female	Vacancies filled by locums - males	Vacancies filled by locums - females	Locums who have a CCST - male	Locums who have a CCST - female
1062.08	419.16	435.47	0	25	110	57.6	0	0.6
	854.63		25		167.6		0.6	

## RESULTS FOR ENGLAND

	Number of consultant posts	Number filled by substantive consultant appointments - male	Number filled by substantive consultant appointments - female	Number of full time posts - male	Number of full time posts - female	How many recruited through IFS/GRC or MPS - male	How many recruited through IFS/GRC or MPS - female
GA	1152.78	669	263.45	575	177	63	14
OA	458.1	235	130	226	92	2	0
CA	311.97	121.5	134.6	109	84	3	1
LD	155.53	71	36	62	25	0	0
FOR	160.1	93	43.6	83	33	0	0
PTH	87.83	39.7	35.9	28	19.23	0	0
SM	90.9	47.5	17.75	39	12	0	0
RHB	78	36	30	32	14	2	0
LIA	42.7	29	12.5	26	7.7	0	0
AC	78	59	17	43	10	0	0
MAN	44	33	11	10	1	0	0
OTH	19.18	11	5	9	0	0	0
ALL	2679.09	1444.7	736.8	1242	474.93	70	15
		2181.5		1716.93		85	

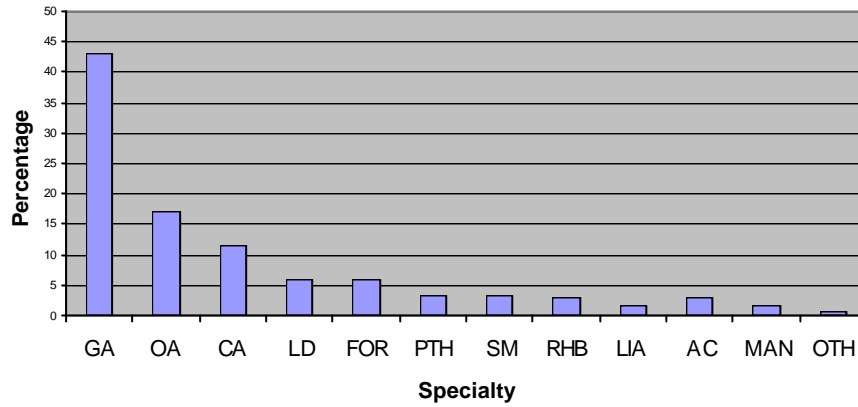
	Number of established consultant posts filled by locums - male	Number of established consultant posts filled by locums - female	How many full-time - male	How many full-time - female	How many locums are on SR - male	How many locums are on SR - female	How many locums have CCST but are not on SR - male	How many locums have CCST but are not on SR - female
GA	169	45	158	37	76	22	15	5
OA	65	21	59	12	22	9	4	1
CA	20	23	13	11	12	15	1	0
LD	29.5	14.5	27	6.4	7	4.5	4	1
FOR	14	2	12	0.5	6	2	0	1
PTH	6	4	1	2	4	4	1	1
SM	13.4	8	8	5	9	1	0	1
RHB	7	3	4	3	1	1	1	0
LIA	0	1	0	0	0	1	0	0
AC	0	0	0	0	0	0	0	0
MAN	0	0	0	0	0	0	0	0
OTH	1	2	0	0	1	2	0	0
ALL	324.9	123.5	282	76.9	138	61.5	26	10
	448.4		358.9		199.5		36	

## RESULTS FOR ENGLAND

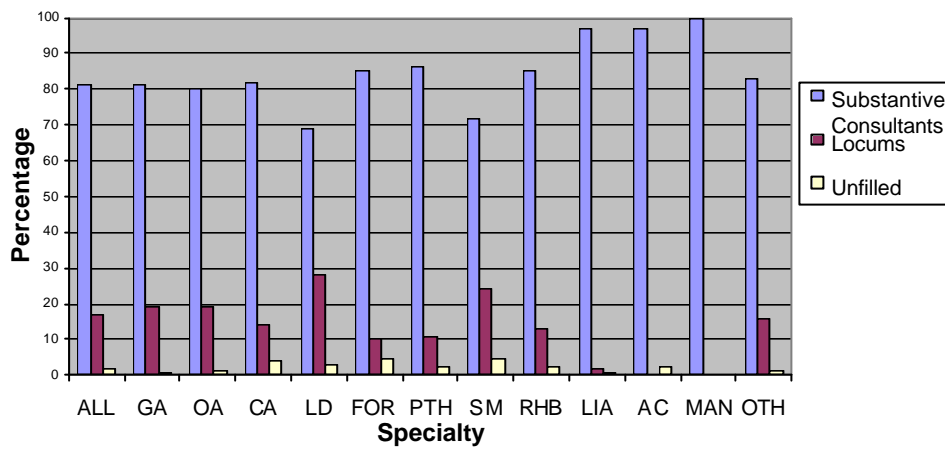
	Number of Consultants expected to retire in next 12 months - male	Number of Consultants expected to retire in next 12 months - female	Number expected to leave for other reasons - male	Number expected to leave for other reasons - female
GA	17	4	16	17
OA	10	2	6	2
CA	13	1	6	6
LD	3	2	3	4
FOR	0	0	1	0
PTH	1	0	0	1
SM	2	0	3	1
RHB	0	2	2	1
LIA	0	0	0	0
AC	2	0	0	0
MAN	1	0	0	0
OTH	0	0	0	0
ALL	49	11	37	32
	60		69	

	Total posts filled by either consultants or locums	Total posts filled by either consultants or locums male	Total posts filled by either consultants or locums - female	Total posts unfilled
GA	1146.45	838	308.45	6.33
OA	451	300	151	7.1
CA	299.1	141.5	157.6	12.87
LD	151	100.5	50.5	4.53
FOR	152.6	107	45.6	7.5
PTH	85.6	45.7	39.9	2.23
SM	86.65	60.9	25.75	4.25
RHB	76	43	33	2
LIA	42.5	29	13.5	0.2
AC	76	59	17	2
MAN	44	33	11	0
OTH	19	12	7	0.18
ALL	2629.9	1769.6	860.3	49.19

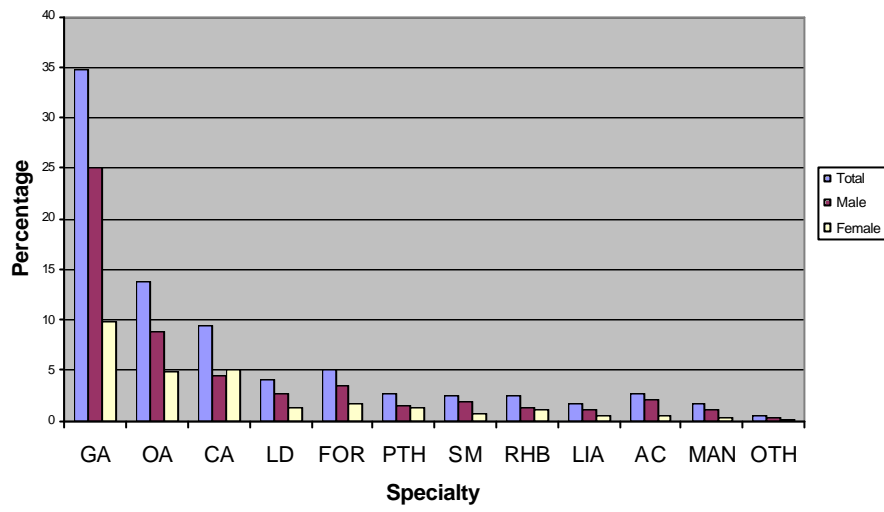
**How Consultant posts are divided between specialties both filled and unfilled - England**



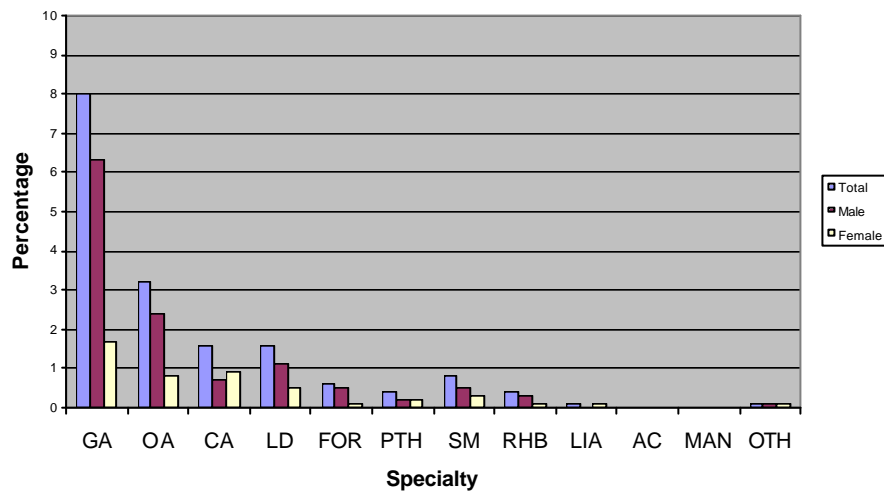
**How the Consultant posts are filled within each specialty - England**



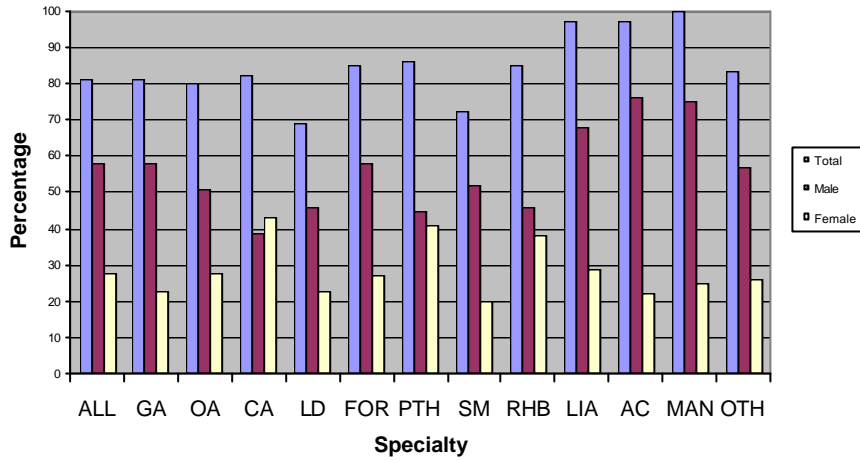
Percentage of all Consultant posts filled by substantive Consultants - England



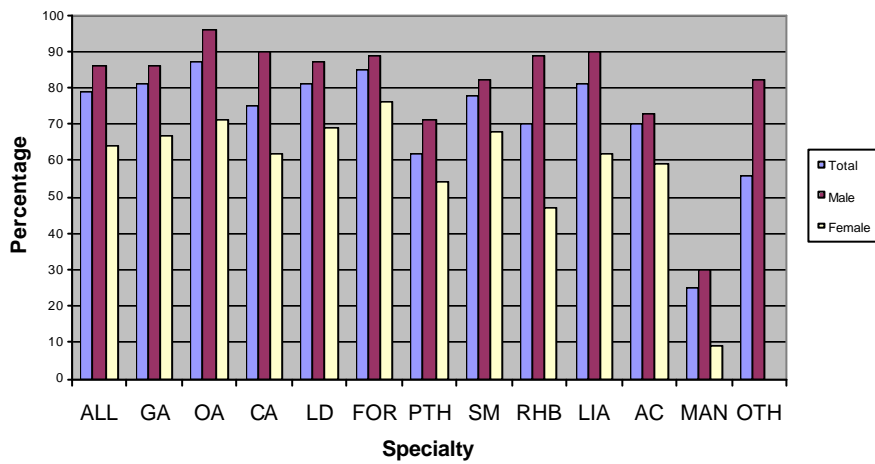
Percentage of all Consultant posts filled by Locums - England



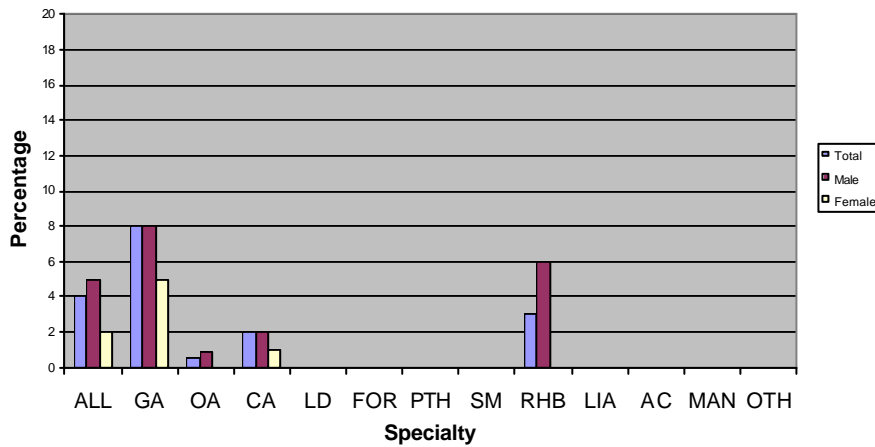
**Percentage of Consultant posts in each specialty filled by substantive Consultants - England**



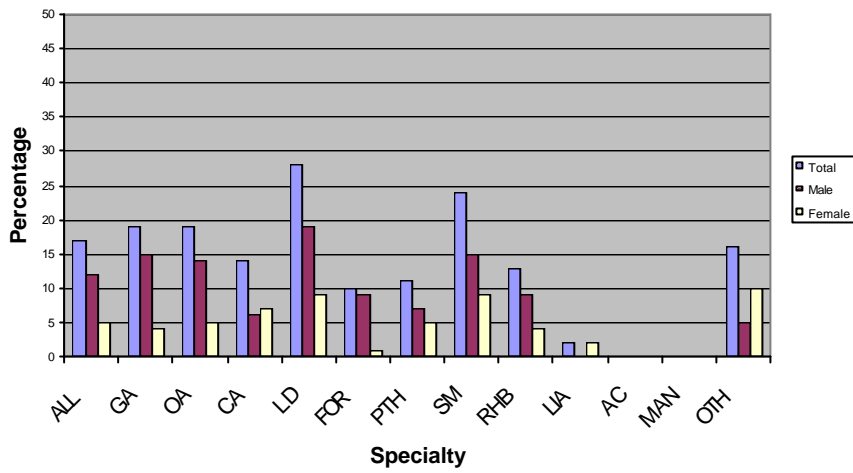
**Percentage of substantive Consultant posts in each specialty which are full-time - England**



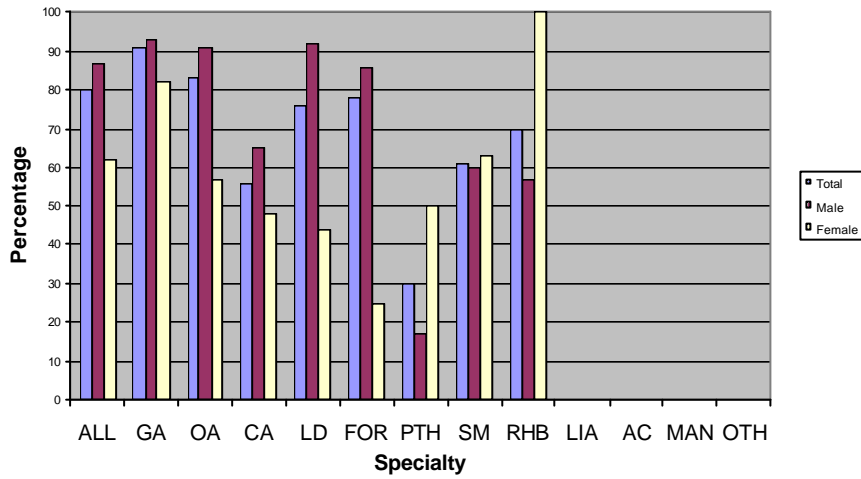
**Percentage of substantive Consultant posts in each specialty recruited through the IFS - England**



Percentage of Consultant posts in each specialty filled by Locums - England

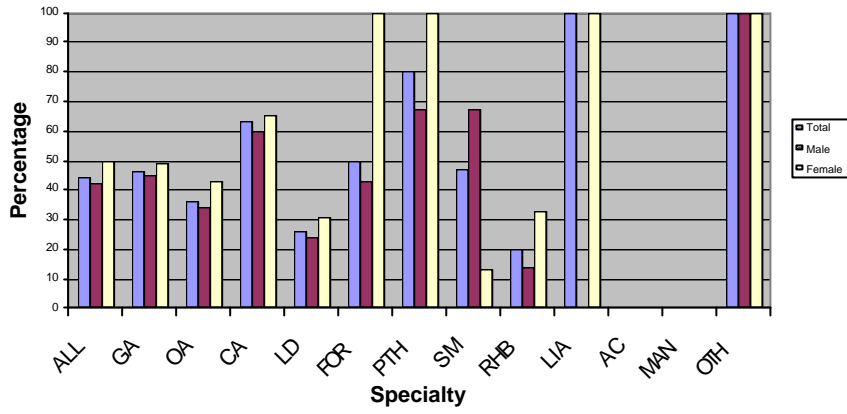


Percentage of Locum posts in each specialty which are full-time - England

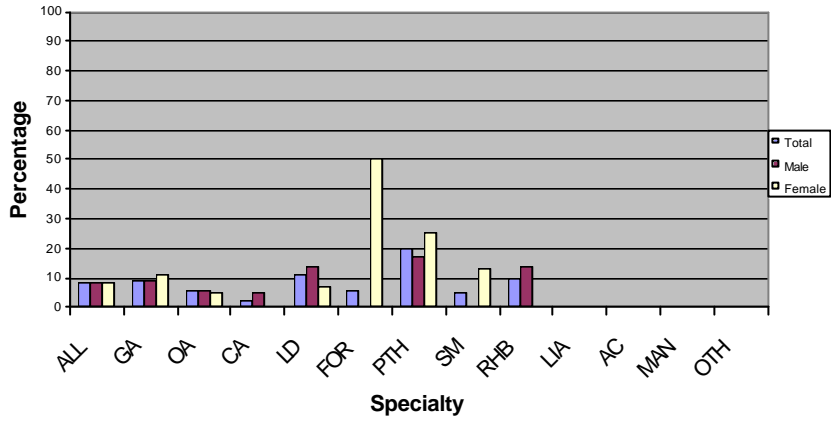




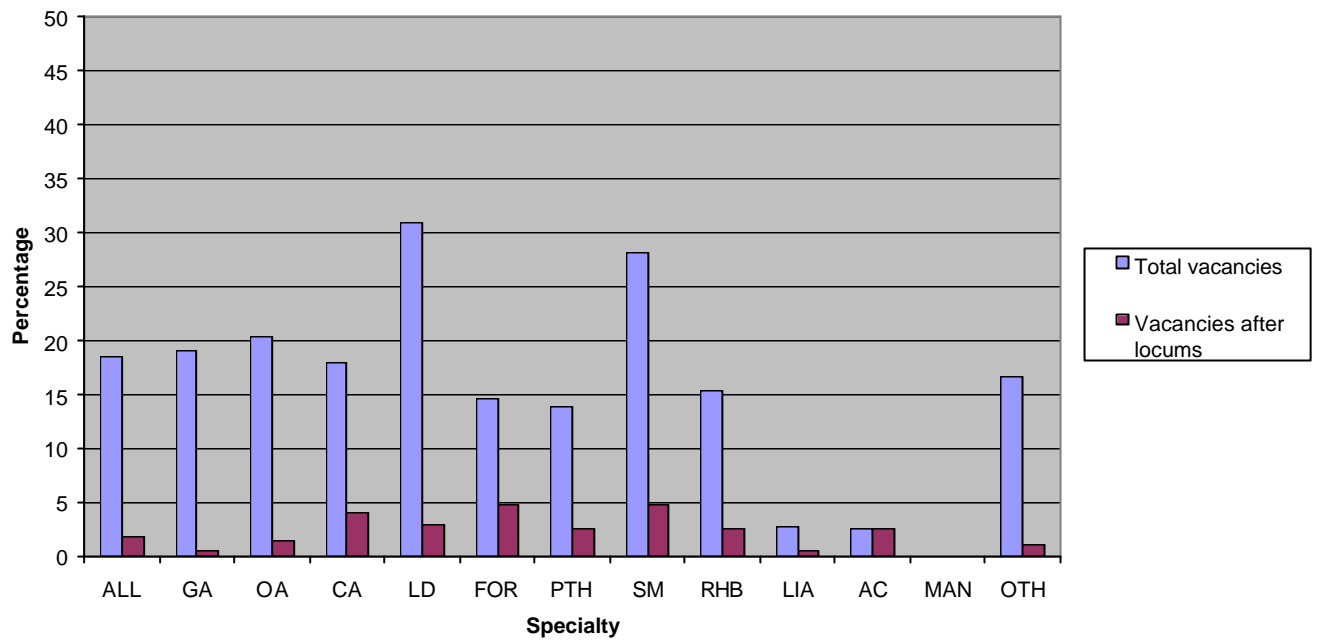
**Percentage of Locums in Consultant posts in each specialty who are on the Specialist Register - England**



**Percentage of Locums in Consultant posts in each specialty who have a CCST but are not on the Specialist Register - England**



Percentage of vacancies in each specialty - England



Percentage of doctors expected to retire or leave from posts which are filled - England

